

# SIZE CONFIGURATION GUIDE


## RECTANGULAR



RPM250 PS  
20 mm x 25 mm



RPM250 PL  
25 mm x 30 mm



RPM250 XL  
30 mm x 40 mm



RPM250 XLK  
30 mm x 40 mm



RPM250 XLKM  
30 mm x 40 mm



RPM250 K2  
40 mm x 50 mm

## WITH FIXATION POINTS



RPM250 BL  
17 mm x 25 mm



RPM250 PST  
25 mm x 36 mm



RPM250 PLT  
30 mm x 41 mm


## INTERPROXIMAL




RPM250 ATC  
24 mm x 38 mm




RPM250 ATCM  
38 mm x 38 mm




RPM250 PTC  
38 mm x 38 mm




RPM250 PTCM  
38 mm x 38 mm



RPM250 PD  
38 mm x 38 mm



RPM250 PDMR  
38 mm x 38 mm



RPM250 PDML  
38 mm x 38 mm

# SIZE CONFIGURATION GUIDE

## RECTANGULAR



Ti-150 ANL  
12 mm x 24 mm



Ti-150 PS  
20 mm x 25 mm



Ti-150 PL  
25 mm x 30 mm



Ti-150 XL  
30 mm x 40 mm



Ti-150 XLK  
30 mm x 40 mm



Ti-150 K2  
40 mm x 50 mm


## INTERPROXIMAL




Ti-150 AS  
14 mm x 24 mm



Ti-150 ATC  
24 mm x 38 mm



Ti-150 PTC  
38 mm x 38 mm



Ti-150 PD  
38 mm x 38 mm

## WITH FIXATION POINTS



Ti-150 BL  
17 mm x 25 mm



Ti-150 PST  
25 mm x 36 mm



Ti-150 PLT  
30 mm x 41 mm

## PERIO



Ti-150 PP  
13 mm x 18 mm



Ti-150 AP  
13 mm x 19 mm

# SIZE CONFIGURATION GUIDE

## RECTANGULAR



Ti-250 ANL  
12 mm x 24 mm



Ti-250 ANL30  
12 mm x 30 mm



Ti-250 PS  
20 mm x 25 mm



Ti-250 PL  
25 mm x 30 mm



Ti-250 XL  
30 mm x 40 mm



Ti-250 XLK  
30 mm x 40 mm



Ti-250 K2  
40 mm x 50 mm


## INTERPROXIMAL




Ti-250 AS  
14 mm x 24 mm



Ti-250 ATC  
24 mm x 38 mm



Ti-250 PTC  
38 mm x 38 mm




Ti-250 PD  
38 mm x 38 mm

## WITH FIXATION POINTS



Ti-250 BL  
17 mm x 25 mm



Ti-250 PST  
25 mm x 36 mm



Ti-250 PLT  
30 mm x 41 mm

## PERIO



Ti-250 PP  
13 mm x 18 mm



Ti-250 AP  
13 mm x 19 mm